

Irish International Hockey Records Database

(Senior Mens team 1895 to 2015)

Steve Hiles (May 2015)

Introduction

As two of the most influential and highly regarded players of the past decade Ronan Gormley and Eugene Magee are both about to go through the 200 cap milestone we thought it would be good to share an insight into the international records database for the Irish senior mens team

Irish mens hockey internationals date back to January 1895 when they first played Wales in Rhyl winning three goals to nil. Since then, 120 years later a further 852 matches have been played with over 530 players being capped at senior international level for Ireland.

The caps database has been developed and improved over the past 15 years when the records were simply a word document recording the caps each player had achieved. With the kind help from Drew Francey of Antrim hockey club and his Irish hockey umpire records I was able to start working on an interactive database for results and international match records that was developed in excel. The records were compared for validation purposes to international hockey records doyen Pat Rowley and we were then satisfied we had every match that Ireland competed in.

Today, the database not just records the match details such as result, goal scorers, venue, opposition, umpires, captain, coach, manager but it also records all the players that played in each match. In addition, we have easily available results against every other international country and the ability to produce statistics for win ratios for captains, coaches and players together with analysis by year / decade.

Missing gaps in International records pre 2000

Whilst, the database is comprehensive containing many fascinating statistics that will impress even those with a statistical disposition it is lacking in certain areas that we would be keen to address in the coming years. We don't have full records of all goal scorers for every match since 1895 (our records are only fully complete from 2000 onwards), we don't have captains for each match, nor records of coaches and managers pre 2000. Obviously, this limits our ability to produce an all time international goal scorer listing that we would like to do in the future. We would be interested in hearing from people who perhaps have records relating to their own involvement in the Irish team that we can then integrate into the caps database.

It is important to state that the database currently only contains Ireland mens outdoor international records and does not include Irish indoor records nor any international caps earned as an Irish international whilst representing GB. For example whilst Olympic gold medalist Stephen Martin has 105 Irish outdoor caps, he also earned 30 Irish Indoor caps and 94 in a GB shirt for a total of 229 international caps in all forms of the sport.

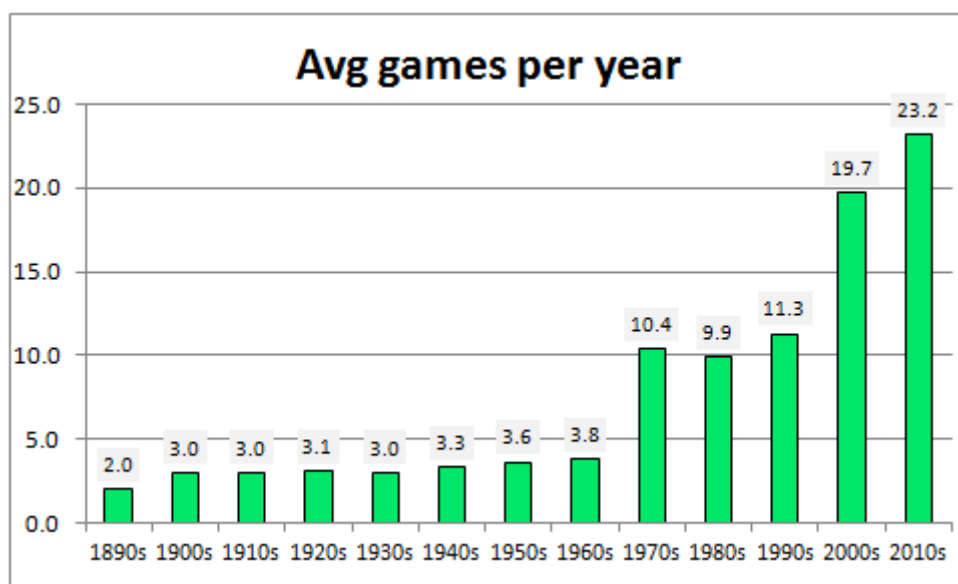
Over time we hope to record the Irish indoor records and integrate in international caps of Irish players whilst playing for GB also.

International caps in modern day terms

During my time as Ireland Manager when I developed the international records database a question that was asked frequently by a number of players was what their international caps were worth in "present day value terms". It is well known that since the early 2000s the Ireland mens team play many more matches (20 plus per year) and against a greater variety of countries than before.

For the first 50 years of international hockey and upto the second world war Ireland, similar to the other home countries Ireland only played three matches per year and rarely played other countries outside the British Isles.

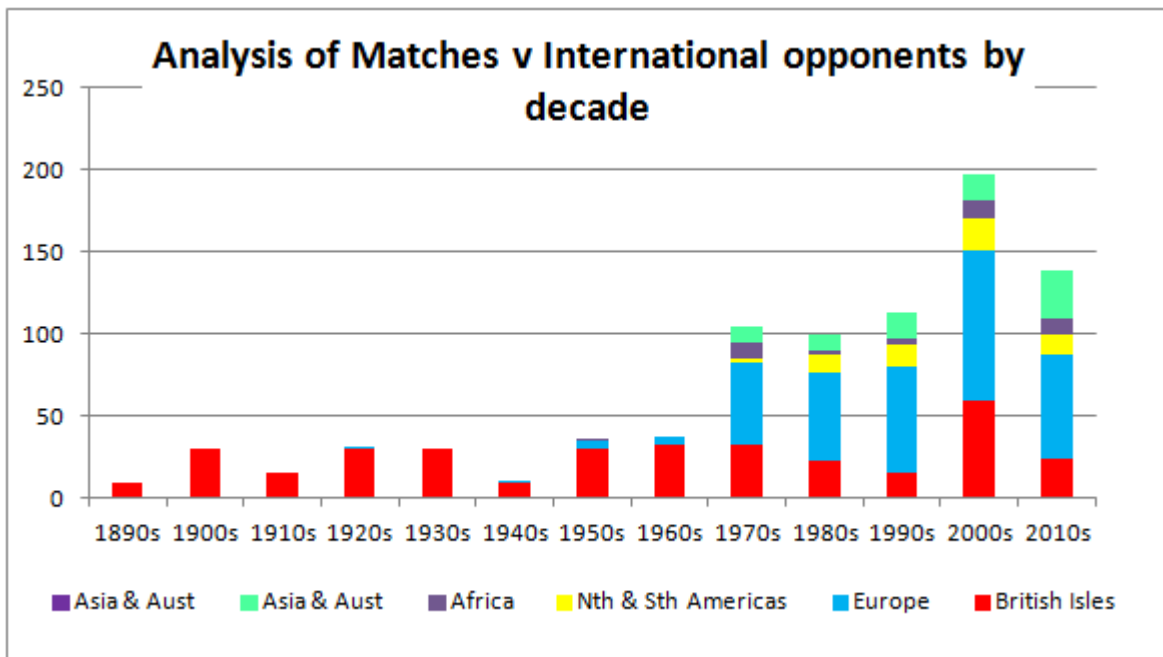
Figure 1: Average Ireland matches per year from 1890s to present by decade



This increased significantly as the modern game increased in popularity and with the advent of world and european events, qualifiers including other international invitational tournaments, the number of matches increased. In the 1970s, 1980s and 1990s the average numbers of games was on average 10 per year, albeit this might be higher in years with an international tournament on. In the 2000s this doubled to an average of 20 per year, and in the 2010s to present the average per year is now over 23 games per year.

The variety of opposition has changed too as international travel became easier and more affordable so too did matches in Europe and further afield. Nowadays matches against the "home countries" accounts for only around 20% of Ireland's matches. In fact the first 116 matches upto the second world war 115 were against either Wales, Scotland and England apart from a solitary game against France in Paris 1923 (Ireland losing 4-1). It wasn't until match number 126 in May 1949 until they played another country, the Netherlands in Amsterdam narrowly losing five goals to four.

Figure 2: Ireland hockey matches each decade by international opponent



The game has obviously changed through time with the introduction of the autopass, no offside, reverse stick shooting not to mention advancement in goalkeeping and defenders protection. Ofcourse the introduction of astroturf in the 1970s (and mid 1980s for home Irish matches) would be unrecognisable to the game in the 1890s. That said, the average goals per games was remarkably high in the years leading upto the Great War at over five goals per game, albeit several very one sided matches possibly have more to do with it inflating the average goals per game.

Figure 3 Irish hockey average goals per game

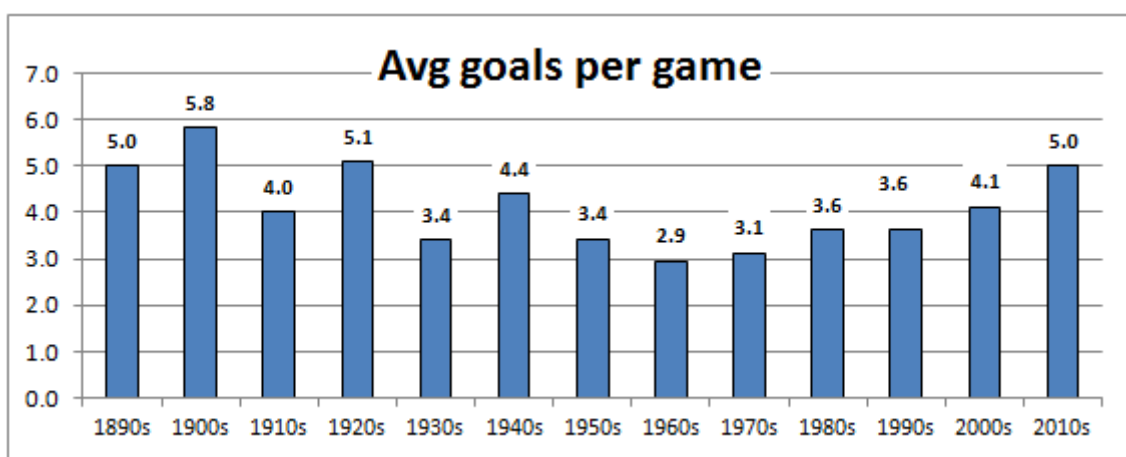
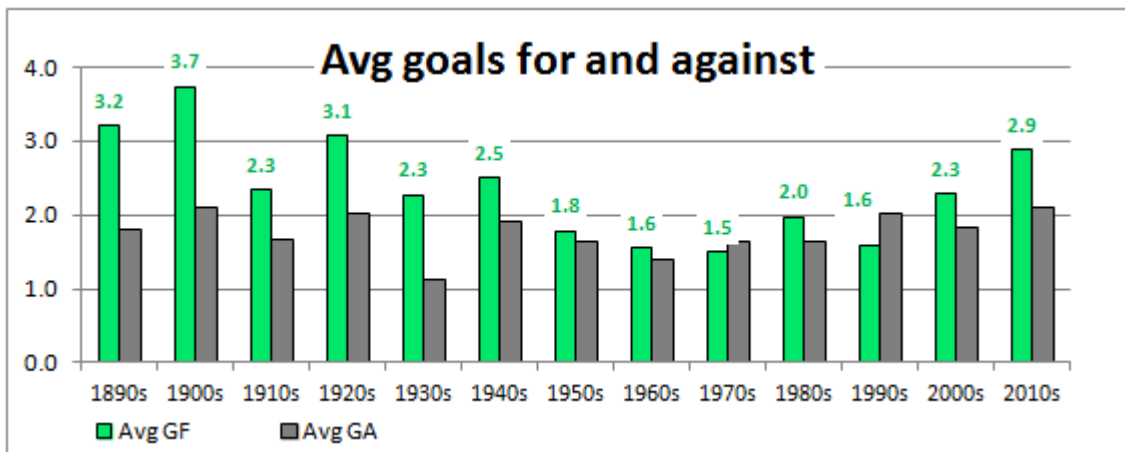


Figure 4 Irish hockey average hockey goals for and goals against



Results by country

Ireland has played 852 matches countries against 53 different international countries and enjoys a respectable win ratio of 45% and scoring 1,871 goals and conceding 1,550. In recent times with a combination of closing the gap against the top hockey playing nations and playing more matches against them Ireland has achieved their first ever wins over Netherlands (1995), India (2004), South Africa (2006) and Germany (2007). Although, elusive wins remain against Australia (played 7 times), New Zealand (played 11 times), Pakistan (played 10 times), and Nigeria ! (played once in 1977)

Figure 5 Irish hockey results against each country

Results by country (1895 to present)							
Opposition	Played	Win %	Won	Drawn	Lost	Goals Scored	Goals Against
Argentina	17	18%	3	2	12	26	51
Australia	7	0%	0	0	7	4	28
Austria	11	91%	10	1	0	29	8
Bangladesh	2	100%	2	0	0	12	2
Belarus	5	80%	4	0	1	15	9
Belgium	48	29%	14	8	26	90	112
Canada	23	43%	10	8	5	35	32
Chile	6	83%	5	1	0	26	3
China	8	50%	4	1	3	18	17
Cuba	2	50%	1	1	0	6	2
Czech Republic	7	71%	5	2	0	34	8
Czechoslovakia	2	100%	2	0	0	3	0
Denmark	3	100%	3	0	0	6	0
Egypt	11	73%	8	0	3	28	15
England	104	13%	13	22	69	120	271
Finland	1	100%	1	0	0	13	0
Fiji	1	100%	1	0	0	13	0
France	63	49%	31	17	15	147	90
West Germany	17	6%	1	0	16	13	52
Germany	17	18%	3	1	13	21	52
Gibraltar	1	100%	1	0	0	3	0
Great Britain	8	38%	3	1	4	8	10
India	5	20%	1	1	3	11	17
Italy	30	73%	22	6	2	90	36
Japan	9	44%	4	2	3	18	14
Kenya	2	100%	2	0	0	4	2
Korea	7	29%	2	1	4	12	11
Malawi	4	75%	3	1	0	19	1
Malaysia	18	33%	6	4	8	36	45
Malta	2	100%	2	0	0	6	0
Mexico	1	100%	1	0	0	3	0
Netherlands	34	3%	1	1	32	26	126
New Zealand	11	0%	0	1	10	13	35
Nigeria	1	0%	0	1	0	2	2
Oman	1	100%	1	0	0	7	2
Pakistan	10	0%	0	1	9	9	35
Poland	28	36%	10	6	12	61	52
Portugal	2	100%	2	0	0	9	0
Scotland	116	57%	66	19	31	257	138
Singapore	1	100%	1	0	0	5	0
South Africa	13	46%	6	4	2	29	32
Spain	30	23%	7	4	19	47	71
Sweden	3	100%	3	0	0	19	0
Switzerland	9	67%	6	0	3	24	12
Trinidad & Tobago	2	100%	2	0	0	19	4
U.S.A.	8	100%	8	0	0	41	7
U.S.S.R.	6	33%	2	1	3	6	17
Russia	12	83%	10	0	2	53	21
Ukraine	2	100%	2	0	0	15	0
Wales	113	73%	83	17	13	333	102
Yugoslavia	2	100%	2	0	0	8	0
Zimbabwe	2	100%	2	0	0	13	0
Rhodesia	4	25%	1	2	1	6	6
Totals	852		383	137	331	1,871	1,550
			45%	16%	39%	2.2	1.8

This brings us upto the present day value of international caps and this is a recent addition to our international cap database albeit still under development. This analysis owes more to the ability to extract the international records and years each player played for Ireland than it does to any advanced statistical or mathematical formulae on my part.

The analysis calculates the number of years each player played for Ireland calculating this as a percentage of total Ireland matches between their first and last cap. This gives us total caps, total years between 1st and last caps, and percentage of matches played.

This percentage and years played is then used to calculate if the player had played the same amount of years finishing in the present year (2015) how many matches would this equate to.

Present Day Caps Value list

The legendary Jimmy Kirkwood played 130 times for Ireland between 1981 and 1995 during which time Ireland played 164 matches hence he played 79% of the total matches over the 15 year period. Over the last 15 years (2001 to 2015) Ireland have played 328 matches, and if JK had played the same percentage it would equate to a staggering 262 games.

In terms of the all time longevity record in Irish international hockey David Judge's 22 years from 1957 to 1978 and 124 caps (85% of all matches played during this period) is unlikely to be surpassed. In present day value terms this is worth "a mere" 330 and he remains at the top of the present day value caps list. Although closely followed by Cookstown's Marty Sloan whose 14 year career and 149 caps (including 108 as Ireland captain) representing 96% of Ireland matches during the period is worth 310 in present day value terms.

Dublin YMCA and Irish hockey Hall of Fame inductee Ken Blackmore may have only played 43 times for Ireland between 1954 to 1967 (an Irish record in 1967), however, in modern day terms this would be equivalent to playing 272 matches which is 5th in the all time present value cap list but would be 84th in the total cap list.

People will highlight that the modern generation play more games and hence the longevity of their hockey playing career is reduced. However, with rolling substitutions and greater use of 16/17/18 man squads this greatly reduces the actual pitch time that players play and many players will reach significant caps numbers without ever playing 60 minutes let alone 70 minutes of a game. I can't imagine many of Neddy Judge's 124 caps were less than the full 70 minute games.

Figure 6 Irish hockey - Present Day Value Caps list

	In all time list	IHA Player No	Name	Clubs	Years	Year of 1st cap	Intl Year	Caps	Present Day Value Caps
1	18	292	Judge, H.David	Dublin University/Three Rock Rovers	1957 to 1978	1957	22	124	330
2	10	373	Sloan, Martin (108 as Capt)	Cookstown	1982 to 1995	1982	14	149	310
3	14	363	McConnell, William D.R.	Belfast YMCA/Hollywood 87	1979 to 1991	1979	13	135	288
4	49	276	Cahill, Harry .A. (GK)	Pembroke Wanderers/Belfast YMCA/ Cookstown	1953 to 1973	1953	21	72	285
5	81	279	Blackmore, K.W. (9 as Capt)	Dublin YMCA	1954 to 1967	1954	14	43	272
6	83	269	O'Dwyer, N.	Limerick Catholic Institute/Lansdowne	1951 to 1963	1951	13	42	270
7	100	237	De Lacy, S.	Limerick PYMA	1937 to 1954	1937	18	34	263
8	16	370	Kirkwood, Jimmy	Queens Uni/Belfast YMCA/Lisnagarvey	1981 to 1995	1981	15	130	262
9	91	267	McElroy, T.G.	Banbridge	1951 to 1962	1951	12	39	259
10	106	185	Dick, H.D.L.	Cliftonville	1924 to 1936	1924	13	32	254
11	25	362	Burns, Mark	Cookstown/Hollywood 87	1979 to 1990	1979	12	107	251
12	27	327	Gregg, T.A.	Queen's University/Belfast YMCA	1970 to 1980	1970	11	103	244
13	29	397	Clarke, Dan	Lisnagarvey	1990 to 2001	1990	12	101	229
14	8	425	Brown, Patrick	Instonians	1998 to 2008	1998	11	151	225
15	59	314	McNulty, M.S.	Dublin Uni/Three Rock Rovers/Inverleith	1966 to 1975	1966	10	64	224
16	118	175	MacDonagh, W.P.	Dublin University/East Antrim/Cliftonville	1923 to 1934	1923	12	29	224
17	24	367	McKee, John	Banbridge/Belfast YMCA/Hollywood 87	1980 to 1991	1980	12	108	224
18	30	399	Dowd, Alan	Lisnagarvey	1990 to 1999	1990	10	101	223
19	31	408	Taylor, Robbie	Lisnagarvey	1990 to 1999	1990	10	101	223
20	97	291	Hennessy, D.B.	Dublin YMCA/Three Rock Rovers	1957 to 1969	1957	13	35	221
21	26	366	Martin, Stephen A.	Belfast YMCA/Hollywood 87	1980 to 1991	1980	12	105	218
22	5	431	Butler, Stephen	Glenanne, Antwerp Dragons (Bel)	1999 to 2009	1999	11	163	213
23	87	298	McMillan, A.R.W.	Belfast YMCA	1958 to 1971	1958	14	40	208
24	47	415	Stevenson, Julian	Lisnagarvey	1994 to 2002	1994	9	76	208
25	39	414	Lutton, Erroll	Newry Olympic / Lisnagarvey	1993 to 2003	1993	11	90	208
26	119	273	Haughton, W.E.	Three Rock Rovers	1952 to 1962	1952	11	29	206
27	36	412	McAnulty, David	Banbridge	1991 to 1999	1991	9	91	205
28	17	420	Irwin, Mark	Instonians	1996 to 2007	1996	12	130	205
29	131	197	Cook, C.W.	Kingston G.S./Leinster/The Army	1927 to 1935	1927	9	25	203
30	132	205	MacDonald, J.	North Down	1928 to 1936	1928	9	25	203
31	38	326	Carson, Alvin G. (GK)	Antrim/Belfast YMCA	1970 to 1983	1970	14	90	202
32	1	451	Gormley, Ronan	Pembroke Wanderers, Krefeld HC (GER), Dragons (Bel)	2004 to present	2004	12	201	201
33	2	460	Magee, Eugene	Banbridge, Krefeld HC (GER), Dragons (Bel)	2005 to present	2005	11	198	198
34	75	302	Treacy, R.C.R.	Cork Church of Ireland	1960 to 1974	1960	15	53	194
35	133	215	McVeagh, T.G.	Three Rock Rovers	1932 to 1939	1932	8	24	190
36	126	251	O'Hara, G.W.	Cliftonville/Southgate/Anglo Irish/Three Rock Rovers	1947 to 1957	1947	11	27	187
37	35	378	Cooke, Paul	Instonians	1984 to 1991	1984	8	91	176
38	137	73	Peterson, W.E.	Palmerstown/Monkstown	1903 to 1914	1903	12	23	173
39	50	325	Raphael, Ian	Friends HSOB/Queens Uni/Lisnagarvey	1969 to 1978	1969	10	70	173
40	3	449	Cockram, Timothy	Lisnagarvey	2004 to present	2004	12	170	170
41	139	102	Brown, H.J.	Three Rock Rovers/Roscommon	1908 to 1923	1908	16	22	169
42	60	413	Dunne, Alistair	Cork Church of Ireland	1993 to 2001	1993	9	64	169
43	4	469	Jackson, John	Mossley, Braxgata (Bel), Loughborough Uni	2006 to present	2006	10	168	168
44	142	213	Coulson, D.J.	Dublin University/The Army	1932 to 1939	1932	8	21	166
45	134	265	Allister, A.A.	Banbridge	1951 to 1961	1951	11	24	166
46	19	430	Black, Jason	Cork Harlequins	1999 to 2008	1999	10	122	166
47	7	444	Jermyn, John	Cork C of I	2002 to 2011	2002	10	155	165
48	51	372	Filgas, Simon	Avoca	1982 to 1990	1982	9	68	160
49	150	241	Bowden, John	Lisnagarvey	1938 to 1950	1938	13	19	160
50	6	473	Watt, Michael	Santander (ESP), Grange (Sco), Surbiton (Eng)	2006 to present	2006	10	159	159

As a part disclaimer, there are anomalies with this sort of analysis and it is still under development to refine it. It is dependent on the accuracy of the international playing years we have and it is rounded to the nearest year when calculating playing percentages. We have adjusted for the war years when hockey was not played.

However, this is simply to put into some sort of historical context to not only recognise the achievements of the yesteryear greats but also to allow meaningful recognition of significant

modern day milestones. Eugene and Ronan soon to become the first two Irish players through the 200 caps milestone and it is a fantastic achievement that should be celebrated accordingly

Figure 7 Irish hockey - International cap list - number of caps

	In Present Value list	IHA Player No	Name	Clubs	Years	Year of 1st cap	Intl Year	Caps	Present Day Value Caps
1	32	451	Gormley, Ronan	Pembroke Wanderers, Krefeld H	2004 to present	2004	12	201	201
2	33	460	Magee, Eugene	Banbridge, Krefeld HC (GER), Dra	2005 to present	2005	11	198	198
3	40	449	Cockram, Timothy	Lisnagarvey	2004 to present	2004	12	170	170
4	43	469	Jackson, John	Mossley, Braxgata (Bel), Loughbo	2006 to present	2006	10	168	168
5	22	431	Butler, Stephen	Glenanne, Antwerp Dragons (Bel)	1999 to 2009	1999	11	163	213
6	50	473	Watt, Michael	Santander (ESP), Grange (Sco), Su	2006 to present	2006	10	159	159
7	47	444	Jermyn, John	Cork C of I	2002 to 2011	2002	10	155	165
8	14	425	Brown, Patrick	Instonians	1998 to 2008	1998	11	151	225
9	53	445	Shaw, Graham	Glenanne, Antwerp Dragons (Bel)	2002 to 2009	2002	8	151	156
10	2	373	Sloan, Martin (108 as C	Cookstown	1982 to 1995	1982	14	149	310
11	51	443	Hobbs, David	Cork C of I	2002 to 2012	2002	11	147	156
12	68	467	Harte, Conor	SCHC (NED), Pembroke W, Royal C	2006 to present	2006	10	144	144
13	69	468	Harte, David	SV Kampong (NED), SCHC (NED), P	2006 to present	2006	10	141	141
14	3	363	McConnell, William D.	Belfast YMCA/Hollywood 87	1979 to 1991	1979	13	135	288
15	74	465	Darling, Mitch	Three Rock Rovers, Den Bosche (N	2006 to present	2006	10	132	132
16	8	370	Kirkwood, Jimmy	Queens Uni/Belfast YMCA/Lisnag	1981 to 1995	1981	15	130	262
17	28	420	Irwin, Mark	Instonians	1996 to 2007	1996	12	130	205
18	1	292	Judge, H.David	Dublin University/Three Rock Rov	1957 to 1978	1957	22	124	330
19	46	430	Black, Jason	Cork Harlequins	1999 to 2008	1999	10	122	166
20	88	461	Maguire, Phelie	THC Hurlley (Ned), Leuven (BEL), TI	2005 to present	2005	11	122	122
21	105	471	McCabe, Geoff	Banbridge, Santander (Esp)	2006 to 2013	2006	8	119	107
22	54	434	Black, Mark	Cork C of I, Cork Harlequins	1999 to 2008	1999	10	113	154
23	95	489	Gleghorne, Paul	Instonians, Loughborough (Eng)	2009 to present	2009	7	113	113
24	17	367	McKee, John	Banbridge/Belfast YMCA/Holywo	1980 to 1991	1980	12	108	224
25	11	362	Burns, Mark	Cookstown/Hollywood 87	1979 to 1990	1979	12	107	251
26	21	366	Martin, Stephen A.	Belfast YMCA/Hollywood 87	1980 to 1991	1980	12	105	218
27	12	327	Gregg, T.A.	Queen's University/Belfast YMCA	1970 to 1980	1970	11	103	244
28	110	488	Cargo, Chris	Reading (Eng), Royal Club de Raci	2009 to present	2009	7	103	103
29	13	397	Clarke, Dan	Lisnagarvey	1990 to 2001	1990	12	101	229
30	18	399	Dowd, Alan	Lisnagarvey	1990 to 1999	1990	10	101	223
31	19	408	Taylor, Robbie	Lisnagarvey	1990 to 1999	1990	10	101	223
32	113	474	Sothorn, Alan	Den Bosche (NED), Pembroke W,	2006 to present	2006	10	101	101
33	92	435	Burns, Karl	Cork C of I	2001 to 2009	2001	9	100	115
34	123	479	Caruth, Peter	Annadale, Monkstown	2008 to present	2008	8	93	93
35	37	378	Cooke, Paul	Instonians	1984 to 1991	1984	8	91	176
36	27	412	McAnulty, David	Banbridge	1991 to 1999	1991	9	91	205
37	77	438	Sherriff, Justin	Pembroke W, Dragons (Bel)	2000 to 2006	2000	7	91	131
38	31	326	Carson, Alvin G. (GK)	Antrim/Belfast YMCA	1970 to 1983	1970	14	90	202
39	25	414	Lutton, Erroll	Newry Olympic / Lisnagarvey	1993 to 2003	1993	11	90	208
40	120	452	Lewers, Iain	Annadale	2004 to 2008	2004	5	89	94
41	130	446	Barbour, Andy	Cookstown	2003 to 2008	2003	6	86	85
42	64	428	Raphael Mark	Lisnagarvey	1998 to 2005	1998	8	81	147
43	132	450	Gleghorne, Mark	Instonians	2004 to 2008	2004	5	80	85
44	140	475	McConnell, Andrew	THC Hurlley (NED), Three Rock Rov	2007 to present	2007	9	80	80
45	145	487	McCandless, Bruce	Banbridge	2009 to present	2009	7	77	77
46	57	388	Burns, Ger	Cork Church of Ireland	1987 to 1995	1987	9	76	151
47	24	415	Stevenson, Julian	Lisnagarvey	1994 to 2002	1994	9	76	208
48	169	470	Lewis, Tim	Kredfelder (Ger), Pembroke W	2006 to 2011	2006	6	74	64
49	4	276	Cahill, Harry .A. (GK)	Pembroke Wanderers/Belfast YV	1953 to 1973	1953	21	72	285
50	39	325	Raphael, Ian	Friends HSOB/Queens Uni/Lisnag	1969 to 1978	1969	10	70	173

I hope you find this introductory overview of the International caps database interesting and it is something that overtime we hope to make available via the Irish hockey website.

If you have any queries regarding the records, or have records that might add to the database it would be great if you could send them on or make contact with me on stevenhiles@gmail.com. In particular I am interested in getting a full list of every goal scorer for Ireland, we currently have 852 goal scorers out of the 1,871 Irish international goals scored for the period from 2000.

In addition if any clubs are wishing to establish international honours boards and wish to receive a list of their club members who represented Ireland this can be easily produced, also the full list of caps and present day value caps list is available on request in excel.

Acknowledgements

The development of the database could not have been developed as easily without access to the comprehensive Irish hockey Umpire records maintained by Antrim hockey club stalwart Drew Francey.

Mr Pat Rowley who in 2007 at the Europeans in Manchester allowed me to validate the full Irish hockey match list we had compiled against his own records of all international hockey matches.

Many club members who have requested information from the caps database over the years and assisted in improving the accuracy of some of the information particularly around clubs that players played for during the period they represented Ireland.

Peter Jackson and Joan Morgan for all their assistance in sending on the FIH match sheets after each series of games and importantly ensuring Irish hockey maintains its high standards when it comes to international caps awarding.

Footnote

Steven Hiles has been involved in Irish hockey since 1998 as manager of the Ireland under 21 squad and then spending 8 years as manager of the senior mens team until 2008. During this time he developed the senior mens international caps records into a comprehensive database and still maintains this on behalf of Ireland hockey.

List of tables and charts in the document

Figure 1: Average Ireland matches per year from 1890s to present by decade.....	2
Figure 2: Ireland hockey matches each decade by international opponent	3
Figure 3 Irish hockey average goals per game	3
Figure 4 Irish hockey average hockey goals for and goals against	4
Figure 5 Irish hockey results against each country	5
Figure 6 Irish hockey - Present Day Value Caps list	7
Figure 7 Irish hockey - International cap list - number of caps.....	8

Date produced: May 2015